



Draft

ALTGCSID

--	--	--	--	--



# Georgia Centenarian Study

## CERAD Neuropsychological Assessment Battery

Pilot Testing Booklet

Summer 2002

Date of Interview

<input type="text"/>	<input type="text"/>	/	<input type="text"/>	<input type="text"/>	/	<input type="text"/>	<input type="text"/>
M	M		D	D		Y	Y

Time Begun

<input type="text"/>	<input type="text"/>	:	<input type="text"/>	<input type="text"/>
H	H		M	M





Draft

ALTGCSID

Five empty rectangular boxes for ID entry.

**Instructions:**

**SUMMARY OF TESTS**

	<u>Test Given</u>		Physical Reason	<u>Test Not Given</u>		
	Score=0	Score=>0		Not Coop- erative	Cognitive Impairment	Other (Specify)
1. Verbal Fluency	0	1	2	3	4	5
2. Boston Naming	0	1	2	3	4	5
3. Word List Memory	0	1	2	3	4	5
4. Construc- tional Praxis	0	1	2	3	4	5
5. Word List Recall	0	1	2	3	4	5
6. Word List Recognition	0	1	2	3	4	5
7. Construc- tional Praxis (Recall)	0	1	2	3	4	5

If score is 0, or if subject is untestable on 3 or more forms (count number 3, 5, and 6 as a single form), he or she is ineligible.



Draft

ALTGCSID

--	--	--	--	--

## 1. Verbal Fluency

### Instructions:

This test is a measure of impairment in verbal production and also a test of semantic memory and language.

Say to the subject:

**"I am going to give you a category and I want you to name, as fast as you can, all of the things that belong in that category. For example, if I say 'articles of clothing', you could say shirt, tie, or hat. Can you think of other articles of clothing?"**

Wait for the subject to give two words. If the subject succeeds, indicate that the responses are correct and proceed to the test itself. If the subject gives an inappropriate word or reply, correct the response and repeat the instructions. If the subject fails to respond, repeat the instructions. If it becomes clear that the subject still does not understand the instruction, terminate this task and explore why this is so.

After you are satisfied that the subject understands the task and has given two words naming articles of clothing,

Say to the subject:

**"That is fine, I want you to name all of the things that belong to another category, that is, 'animals'. You will have one minute. I want you to tell me all the animals you can think of in one minute. Ready, begin."**

Allow one minute. If the subject discontinues before the end of the time period, encourage him or her to try and find more words. If he or she is silent for 15 seconds, repeat the basic instruction ("I want you to tell me all the animals you can think of"). No extension on the time limit is made in the event that the instruction is repeated in the course of the association.



Draft

ALTGCSID

--	--	--	--	--

## 1. Verbal Fluency

Instructions, continued:

The subject's score is the sum of acceptable 'animals' given in each 15 second interval. Anything not vegetable or mineral is an animal. Any member of the animal kingdom, real or imaginary, is score correct, except repetitions and proper nouns. Specifically, each of the following gets credit: a species name and any accompanying breeds within the species; male, female, and infant names of a species. For example:

<u>Responses</u>	<u>Points</u>
dog	1
terrier	1
dachshund	1
mutt	1
brown dog	0 - repetition
puppy	1
bitch	1
Fido	0 - proper noun
unicorn	1
amoeba	1
baby dog	0 - repetition
grizzly bear	1
brown bear	1



Draft

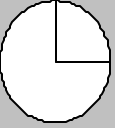
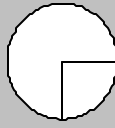
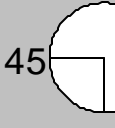
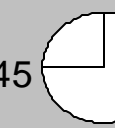
ALTGCSID

Five empty boxes for ID number

# 1. Verbal Fluency

**Time Interval**

**Animals**

0	<input type="text"/>	<input type="text"/>	<input type="text"/>
 15	<input type="text"/>	<input type="text"/>	<input type="text"/>
	<input type="text"/>	<input type="text"/>	<input type="text"/>
	<input type="text"/>	<input type="text"/>	<input type="text"/>
 30	<input type="text"/>	<input type="text"/>	<input type="text"/>
	<input type="text"/>	<input type="text"/>	<input type="text"/>
	<input type="text"/>	<input type="text"/>	<input type="text"/>
	<input type="text"/>	<input type="text"/>	<input type="text"/>
 45	<input type="text"/>	<input type="text"/>	<input type="text"/>
	<input type="text"/>	<input type="text"/>	<input type="text"/>
	<input type="text"/>	<input type="text"/>	<input type="text"/>
	<input type="text"/>	<input type="text"/>	<input type="text"/>
 60	<input type="text"/>	<input type="text"/>	<input type="text"/>
	<input type="text"/>	<input type="text"/>	<input type="text"/>
	<input type="text"/>	<input type="text"/>	<input type="text"/>
	<input type="text"/>	<input type="text"/>	<input type="text"/>

**Word Count:**

- 0 - 15 seconds
- 16-30 seconds
- 31-45 seconds
- 46-60 seconds



Draft

ALTGCSID

--	--	--	--	--



## 2. Boston Naming Test

Instructions:

Say to subject:

**"Now I am going to show you some pictures and I want you to say the name of each picture."**

Record all responses verbatim.

Maximum exposure per picture is 10 seconds.





Draft

AL TGCSID

Five empty boxes for ID number

## 2. Boston Naming Test

**Picture:**

**Response:**

(High):

Tree

Incorrect

Correct

Bed

Incorrect

Correct

Whistle

Incorrect

Correct

Flower

Incorrect

Correct

House

Incorrect

Correct

(Medium)

Canoe

Incorrect

Correct

Tooth Brush

Incorrect

Correct

Volcano

Incorrect

Correct

Mask

Incorrect

Correct

Camel

Incorrect

Correct

(Low)

Harmonica

Incorrect

Correct

Tongs

Incorrect

Correct

Hammock

Incorrect

Correct

Funnel

Incorrect

Correct

Dominoes

Incorrect

Correct

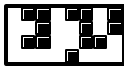
**Pictures Correct:**

High

Medium

Low

Total



Draft

ALTGCSID

--	--	--	--	--



### 3. Mini-Mental State Examination

Instructions:

You say:

**"Now I would like to ask you some questions to check your memory and concentration. Some of them may be easy and some of them may be hard."**

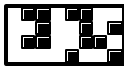
- 1) What is the year?
- 2) What is the season?
- 3) What is the date?
- 4) What is the day of the week?
- 5) What is the month? (both name of month or the number are acceptable)
- 6) Can you tell me where we are? (For instance, what state are we in?)
- 7) What country are we in? (Do not ask 'home country')
- 8) What city/town are we in?
- 9) What floor of the building are we on?
- 10) What is the name or address of this place?  
(Ask for either name or address - either is scored as correct)

Yes = Correct

No = Error/Not correct

NA = Not Assessed





Four empty rectangular boxes for identification numbers.

### 3. Mini-Mental State Examination

1) What is the year?

Four empty boxes for entering the year.

**Correct?**

No  Yes  NA

2) What is the season of the year?

Empty text box for entering the season.

No  Yes  NA

3) What is the date?

Two empty boxes for entering the date.

No  Yes  NA

4) What is the day of the week?

Empty text box for entering the day of the week.

No  Yes  NA

5) What is the month?

Empty text box for entering the month.

No  Yes  NA

6) Can you tell me where we are?  
(For instance, what state are we in?)

Empty text box for entering the location.

No  Yes  NA

7) What country are we in?

Empty text box for entering the country.

No  Yes  NA

8) What city / town are we in?

Empty text box for entering the city or town.

No  Yes  NA

9) What floor of the bulding are we on?

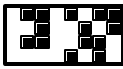
Two empty boxes for entering the floor number.

No  Yes  NA

10) What is the name or address of this place?

Large empty text box for entering the name or address.

No  Yes  NA



Draft

ALTGCSID

--	--	--	--	--



### 3. Mini-Mental State Examination

#### Instructions:

You say:

**"I am going to name three objects. After I have said them, I want you to repeat them. Remember what they are because I am going to ask you to name them again in a few minutes.**

**APPLE, TABLE, PENNY**

**Please repeat the names for me."**

Score first try. Repeat objects for three trials only.

Yes = Correct

No = Error/Incorrect

NA = Not Assessed





Draft

ALTGCSID

--	--	--	--	--



### 3. Mini-Mental State Examination

		Correct?		
Apple	<input type="text"/>	<input type="checkbox"/> No	<input type="checkbox"/> Yes	<input type="checkbox"/> NA
Table	<input type="text"/>	<input type="checkbox"/> No	<input type="checkbox"/> Yes	<input type="checkbox"/> NA
Penny	<input type="text"/>	<input type="checkbox"/> No	<input type="checkbox"/> Yes	<input type="checkbox"/> NA

Number of trials needed :





Draft

ALTGCSID

Five empty boxes for identification number

### 3. Mini-Mental State Examination

#### Instructions:

You say:

"Now I am going to give you a word and ask you to spell it forwards and backwards. The word is WORLD. First, can you spell it forwards? Now spell it backwards."

(Repeat if necessary, and help subject spell word forward if necessary)

Score number of letters given in correct order \_ \_ \_ \_ \_ (0 to 5)

NA = Not Assessed

Correct sequence = 5 points

Count 1 error for each omission, letter transposition (switching adjacent letters), insertion (inserting a new letter), or misplacement (moving W,O,R,L,D by more than one space).

Examples (points in parentheses)

correct = DLROW (5)

	Omission	Transposition	Insertion	Misplacement
Omission	DLOW (4)			
Transposition	DOLW (3)	DLORW (4)		
Insertion	DLTOW (3)	LRWWOD (3)	DLRROW (4)	
Misplacement	LOWD (3)	LRWOD(3)	LRWOED (3)	LROWD (4)



Draft

ALTGCSID

--	--	--	--	--



### 3. Mini-Mental State Examination

#### WORLD (spelled forwards)

*Correct Response:*

W	O	R	L	D
---	---	---	---	---

Participant's Response:

--	--	--	--	--	--

Help needed?

Yes

No

#### WORLD (spelled backwards)

*Correct Response:*

D	L	R	O	W
---	---	---	---	---

Participant's Response:

--	--	--	--	--	--

Score (Number of letters in correct order):

NA





Draft

ALTGCSID

--	--	--	--	--



### 3. Mini-Mental State Examination

#### Instructions:

You ask:

"What were the three objects I asked you to remember?"

NO = Error/Incorrect

YES = Correct

NA = Not Assessed

(Show wrist WATCH)

Ask: **"What is this called?"**

(Show PENCIL)

Ask: **"What is this called?"**

You say:

**"I would like you to repeat a phrase after me:**

**'NO IF'S, AND'S, OR BUT'S' "**

Allow only one trial





Draft

AL TGCSID

Five empty rectangular boxes for ID entry.

### 3. Mini-Mental State Examination

**Correct?**

**Apple**

Empty text box for Apple response.

No

Yes

NA

**Table**

Empty text box for Table response.

No

Yes

NA

**Penny**

Empty text box for Penny response.

No

Yes

NA

**Correct?**

**What is this called?(Show wrist watch)**

No

Yes

NA

**What is this called?(Show pencil)**

No

Yes

NA

I would like you to repeat a phrase after me:

**"NO IF'S, AND'S, OR BUT'S"**

Participant's Response:

Large empty text box for participant's response.

**Correct?**

No

Yes

NA



ALTGCSID

--	--	--	--	--

### 3. Mini-Mental State Examination

#### Instructions:

Show participant the piece of paper that says "CLOSE YOUR EYES".

You say:

**"Read the words on this page, then do what it says."**

NO = Error/Incorrect

YES = Correct

NA = Not Assessed

(You w/ill need a piece of paper for this section.)

You say:

**"I'm going to give you a piece of paper. When I do, take the paper in your right hand, fold the paper in half with both hands, and put the paper down on your lap."**

Read full statement, THEN hand over paper. Do not repeat instructions or coach.

NO = Error/Incorrect

YES = Correct

NA = Not Assessed



Draft

ALTGCSID

--	--	--	--	--



### 3. Mini-Mental State Examination

Read the words on this page, then do what it says.

"CLOSE YOUR EYES"

**Correct?**

No

Yes

NA

I'm going to give you a piece of paper. When I do, take the paper in your right hand, fold the paper in half with both hands, and put the paper down on your lap."

RIGHT HAND

No

Yes

NA

FOLDS

No

Yes

NA


IN LAP

No

Yes

NA





Draft

ALTGCSID

--	--	--	--	--



### 3. Mini-Mental State Examination

#### Instructions:

(You will need a piece of paper for this section.)

You say:

**"Write any complete sentence on that peice of paper for me."**


(Show participant the drawing of intersecting pentagrams)

You say:

**"Here is a drawing. Please copy the drawing on the same paper."**

Score correct if the two-five sided figures intersect to form a four-sided figure and if all angles in the five-sided figure are preserved.





Draft

ALTGCSID

--	--	--	--	--



### 3. Mini-Mental State Examination

--





Draft

ALTGCSID

--	--	--	--	--



### 3. Mini-Mental State Examination

#### Instructions:

Score the sentence and drawing from the previous page.

NO = Error/Incorrect

YES = Correct

NA = Not Assessed

Score sentence correct if it is a complete sentence.

Score drawing correct if the two-five sided figures intersect to form a four-sided figure and if all angles in the five-sided figure are preserved.





Draft

ALTGCSID

--	--	--	--	--



### 3. Mini-Mental State Examination

**Correct?**

**Sentence**

No

Yes

NA


**Drawing**

No

Yes

NA





Draft

ALTGCSID

--	--	--	--	--



### 3. Mini-Mental State Examination

#### Instructions:

Calculate the TOTAL SCORE for this section (Mini-Mental State Exam).

The sum of the scores for all questions, excluding any scores of "NA"





Draft

ALTGCSID

--	--	--	--	--

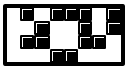


### 3. Mini-Mental State Examination

**TOTAL MMSE SCORE**

--	--





Draft

ALTGCSID

--	--	--	--	--



#### 4. Word List Memory Task

##### Instructions:

Say to the subject:

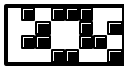
**"I am going to show you ten printed words. Read each word out loud as I show it to you. Later, I will ask you to recall all ten words."**

Exposure time: 1 word every 2 seconds

Recall time: 90 seconds per trial maximum

Check each word as it is recalled





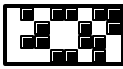
Draft

ALTGCSID

--	--	--	--	--

## 4. Word List Memory Task

Can't Read	Trial 1	Trial 2	Trial 3				
<input type="checkbox"/>	Butter <input type="checkbox"/>	Ticket <input type="checkbox"/>	Queen <input type="checkbox"/>				
	Arm <input type="checkbox"/>	Cabin <input type="checkbox"/>	Grass <input type="checkbox"/>				
	Shore <input type="checkbox"/>	Butter <input type="checkbox"/>	Arm <input type="checkbox"/>				
	Letter <input type="checkbox"/>	Shore <input type="checkbox"/>	Cabin <input type="checkbox"/>				
	Queen <input type="checkbox"/>	Engine <input type="checkbox"/>	Pole <input type="checkbox"/>				
	Cabin <input type="checkbox"/>	Arm <input type="checkbox"/>	Shore <input type="checkbox"/>				
	Pole <input type="checkbox"/>	Queen <input type="checkbox"/>	Butter <input type="checkbox"/>				
	Ticket <input type="checkbox"/>	Letter <input type="checkbox"/>	Engine <input type="checkbox"/>				
	Grass <input type="checkbox"/>	Pole <input type="checkbox"/>	Ticket <input type="checkbox"/>				
	Engine <input type="checkbox"/>	Grass <input type="checkbox"/>	Letter <input type="checkbox"/>				
<b>Intrusions:</b>	<input type="text"/>	<input type="text"/>	<input type="text"/>				
	<input type="text"/>	<input type="text"/>	<input type="text"/>				
	<input type="text"/>	<input type="text"/>	<input type="text"/>				
	<input type="text"/>	<input type="text"/>	<input type="text"/>				
	<input type="text"/>	<input type="text"/>	<input type="text"/>				
<b>Totals:</b>							
Can't Read							
Correct	<table border="1" style="display: inline-table;"><tr><td></td><td></td></tr><tr><td></td><td></td></tr></table>						
Intrusions	<table border="1" style="display: inline-table;"><tr><td></td><td></td></tr><tr><td></td><td></td></tr></table>						



Draft

ALTGCSID

--	--	--	--	--



## 5. Constructional Praxis

### Instructions:

These four simple geometric figures from Rosen (1981) are used to measure constructional praxis, an ability that is impaired in dementia. The four figures increase in complexity so that participants with mild or severe impairment can be measured.

Give the participant one or two minutes to draw each figure. Repeat the instructions once if the participant does not understand the first time. If the participant cannot draw the figure in one minute, reassure and turn to the next one. Participants are allowed to erase errors. A pencil should be used. Allow multiple self-starts but do not encourage repeated attempts. Score the last attempt or the one indicated by the participant.

### Item 1

Present Item #1, a circle.

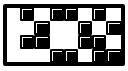
Say: "**Now here is a circle, I would like you to draw. Copy it just below it.**"

"

Present the page with the circle to the subject and point to the lower half of the page. Most participants referred to CERAD can make a closed circle.

- a) Closed circle(within 1/8")
- b) Circular shape





Draft


ALTGCSID

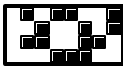
--	--	--	--	--



## 5. Constructional Praxis

### Item 1: Circle





Draft

ALTGCSID

--	--	--	--	--



## 5. Constructional Praxis

### Instructions:

Give the participant one or two minutes to draw each figure. Repeat the instructions once if the participant does not understand the first time. If the participant cannot draw the figure in one minute, reassure and turn to the next one. Participants are allowed to erase errors. A pencil should be used. Allow multiple self-starts but do not encourage repeated attempts. Score the last attempt or the one indicated by the participant.

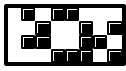
### Item 2

Next, present Item #2, a diamond.

Say: "**Now here is a drawing of a diamond. Copy it as best you can, just below it.**"

- a) Draws 4 sides
- b) Closes all 4 angles of figure (within 1/8")
- c) Sides of approximately equal length





Draft


ALTGCSID

--	--	--	--	--



## 5. Constructional Praxis

**Item 2: Diamond**



The diagram shows a large, light gray rounded rectangular frame. Inside the frame, at the top center, is a simple black outline of a diamond (rhombus). The rest of the frame is empty, intended for a construction process.





Draft

ALTGCSID

## 5. Constructional Praxis

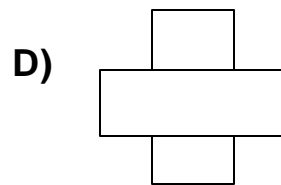
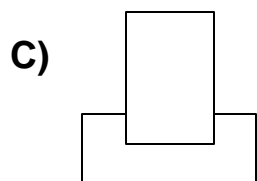
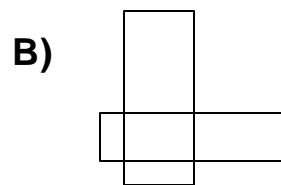
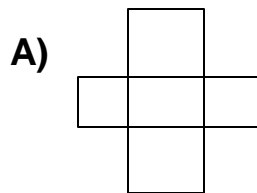
Give the participant one or two minutes to draw each figure. Repeat the instructions once if the participant does not understand the first time. If the participant cannot draw the figure in one minute, reassure and turn to the next one. Participants are allowed to erase errors. A pencil should be used. Allow multiple self-starts but do not encourage repeated attempts. Score the last attempt or the one indicated by the participant.

### Item 3

After the participant has drawn this figure to his or her best ability, present Item #3.


Say: **"That's fine. Now draw this third figure."**

- a) Both figures are 4 sided
- b) Overlap resembles original



### Scoring:

	(A)	(B)	(C)	(D)
Both rectangles 4-sided	1	1	0	0
Overlap resembles original	$\frac{1}{2}$	$\frac{1}{2}$	$\frac{0}{0}$	$\frac{1}{1}$



Draft


ALTGCSID

--	--	--	--	--



## 5. Constructional Praxis

### Item 3: Rectangles



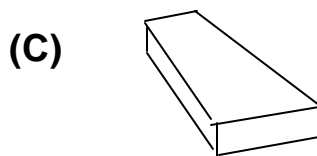
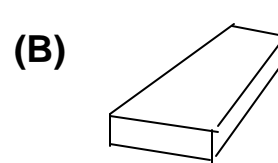
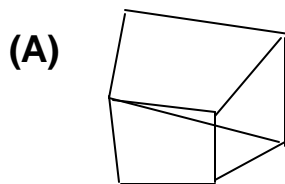
## 5. Constructional Praxis

Give the participant one or two minutes to draw each figure. Repeat the instructions once if the participant does not understand the first time. If the participant cannot draw the figure in one minute, reassure and turn to the next one. Participants are allowed to erase errors. A pencil should be used. Allow multiple self-starts but do not encourage repeated attempts. Score the last attempt or the one indicated by the participant.

### Item 4

After this figure, two overlapping rectangles, is drawn, present #4, a cube. Say: **"This is the hardest figure to draw, but take your time."**

- a) Figure is 3-dimensional
- b) Frontal face correctly orientated  
(may be right or left orientated)
- c) Internal lines correctly drawn
- d) Opposite sides are parallel  
(within 10°)



### Scoring:

	(A)	(B)	(C)
Three dimensional	0	1	1
Frontal face correctly orientated	1	1	1
Internal lines correctly drawn	0	0	0
Opposite sides parallel	<u>0</u>	<u>1</u>	<u>1</u>
	1	3	3

Cube face may be orientated left or right, depending on perception



Draft

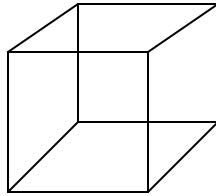
ALTGCSID

--	--	--	--	--



## 5. Constructional Praxis

### Item 4: Cube



### 5. Constructional Praxis - Scoring Information

**CIRCLE:**

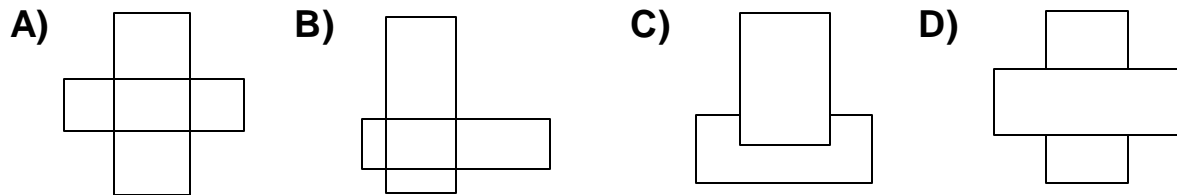
- Closed circle (within 1/8")
- Circular shape

**DIAMOND:**

- Draw 4 sides
- Closes all angles of figure (within 1/8")
- Sides approximately equal length

**RECTANGLE:**

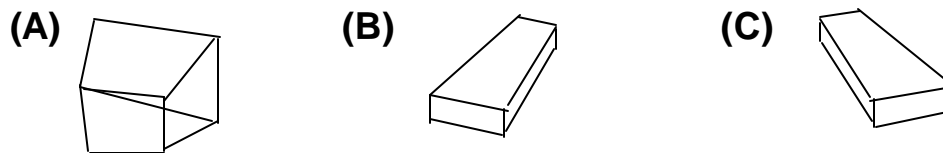
Both figures are 4 sided & Overlap resembles original



**Scoring:**

	A	B	C	D
Both rectangles 4-sided	1	1	0	0
Overlap resembles original	$\frac{1}{2}$	$\frac{1}{2}$	$\frac{0}{0}$	$\frac{1}{1}$

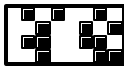
**CUBE:**



**Scoring:**

	(A)	(B)	(C)
Three dimensional	0	1	1
Frontal face correctly orientated	1	1	1
Internal lines correctly drawn	0	0	0
Opposite sides parallel	$\frac{0}{1}$	$\frac{1}{3}$	$\frac{1}{3}$

Cube face may be orientated left or right, depending on perception



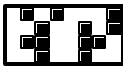
Draft

ALTGCSID

--	--	--	--	--

## 5. Scoring for Constructional Praxis

<b>Circle:</b>			
Closed circle (within 1/8")	<input type="checkbox"/>	Incorrect	<input type="checkbox"/>
			Correct
Circular shape	<input type="checkbox"/>	Incorrect	<input type="checkbox"/>
			Correct
<b>Diamond:</b>			
Draws 4 sides	<input type="checkbox"/>	Incorrect	<input type="checkbox"/>
			Correct
Closes all 4 angles of figure (within 1/8")	<input type="checkbox"/>	Incorrect	<input type="checkbox"/>
			Correct
Sides of approximately equal length	<input type="checkbox"/>	Incorrect	<input type="checkbox"/>
			Correct
<b>Rectangle:</b>			
Both figures are 4 sided	<input type="checkbox"/>	Incorrect	<input type="checkbox"/>
			Correct
Overlap resembles original	<input type="checkbox"/>	Incorrect	<input type="checkbox"/>
			Correct
<b>Cube:</b>			
Figure is 3 dimensional	<input type="checkbox"/>	Incorrect	<input type="checkbox"/>
			Correct
Frontal face correctly orientated	<input type="checkbox"/>	Incorrect	<input type="checkbox"/>
			Correct
Internal lines correctly drawn	<input type="checkbox"/>	Incorrect	<input type="checkbox"/>
			Correct
Opposite sides are parallel (within 10°)	<input type="checkbox"/>	Incorrect	<input type="checkbox"/>
			Correct
<b>TOTAL CORRECT:</b>			
Item #1	<input type="checkbox"/>		Item #3
			<input type="checkbox"/>
Item #2	<input type="checkbox"/>		Item #4
			<input type="checkbox"/>



Draft

ALTGCSID

--	--	--	--	--



## 6. Word List Recall

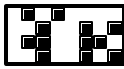
Instructions:

Say:

**"A few minutes ago I asked you to learn a list of ten words which you read one at a time from cards. Now I want you to recall as many of those 10 words as you can. OK, now tell me as many of those 10 words as you can remember."**

Maximum time: 90 seconds





Draft

ALTGCSID

--	--	--	--	--



## 6. Word List Recall

**Check each word  
as it is recalled**

Butter

Arm

Shore

Letter

Queen

Cabin

Pole

Ticket

Grass

Engine

**Intrusions:**

**Totals:**

Correct

--	--

Intrusions

--	--





Draft

ALTGCSID

--	--	--	--	--



## 7. Word List Recognition

### Instructions:

Say:

**"Now I am going to show you a set of words printed on cards. Some of the words are from the list you saw earlier and some of the words I haven't shown you before. I want you to say YES if the word I show you is on eyou saw earlier."**

(Only YES and NO responses are accepted)





Draft

ALTGCSID

--	--	--	--	--

## 7. Word List Recognition

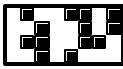
	Correct 'YES' response	Correct 'NO' response	
[	Church	<input type="checkbox"/>	<input type="checkbox"/>
	Coffee	<input type="checkbox"/>	<input type="checkbox"/>
	Butter*	<input type="checkbox"/>	<input type="checkbox"/>
	Dollar	<input type="checkbox"/>	<input type="checkbox"/>
	Arm*	<input type="checkbox"/>	<input type="checkbox"/>
[	Shore*	<input type="checkbox"/>	<input type="checkbox"/>
	Five	<input type="checkbox"/>	<input type="checkbox"/>
	Letter*	<input type="checkbox"/>	<input type="checkbox"/>
	Hotel	<input type="checkbox"/>	<input type="checkbox"/>
	Mountain	<input type="checkbox"/>	<input type="checkbox"/>
[	Queen*	<input type="checkbox"/>	<input type="checkbox"/>
	Cabin*	<input type="checkbox"/>	<input type="checkbox"/>
	Slipper	<input type="checkbox"/>	<input type="checkbox"/>
	Pole*	<input type="checkbox"/>	<input type="checkbox"/>
	Village	<input type="checkbox"/>	<input type="checkbox"/>
[	String	<input type="checkbox"/>	<input type="checkbox"/>
	Ticket*	<input type="checkbox"/>	<input type="checkbox"/>
	Troops	<input type="checkbox"/>	<input type="checkbox"/>
	Grass*	<input type="checkbox"/>	<input type="checkbox"/>
	Engine*	<input type="checkbox"/>	<input type="checkbox"/>

\* Original word from Word List Memory task

**TOTAL CORRECT**

YES

NO



Draft

ALTGCSID

--	--	--	--	--



## 8. Recall of Constructional Praxis

### Instructions:

Say:

**"A while ago I showed you some drawings on separate pieces of paper. You looked at each drawing and then drew it on the same sheet of paper. Do you remember them? I would like you to draw them on this sheet, this time from memory."**

If any of the figures are omitted, give a neutral prompt:

Say:

**"Do you remember any other figures?"**

If the participant draws pentagons from MMSE, score from Number 5 (pentagons).

If pentagons are not drawn, ask **"Is there any other drawing?"**





Draft


ALTGCSID

--	--	--	--	--



## 8. Recall of Construction Praxis





Draft

ALTGCSID

--	--	--	--	--



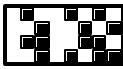
## 8. Recall of Constructional Praxis

SCORING FOR RECALL OF CONSTRUCTION PRAXIS:

Instructions:

Score the recall of constructional praxis for all 5 figures shown during testing.





Draft

ALTGCSID

Four empty boxes for ID number

### 8. Scoring for Constructional Praxis

#### 1. Circle:

Closed circle (within 1/8")

No  Yes

No  Yes

Circular shape

No  Yes

No  Yes

#### 2. Diamond:

Draws 4 sides

No  Yes

No  Yes

Closes all 4 angles of figure (within 1/8")

No  Yes

No  Yes

Sides of approximately equal length

No  Yes

No  Yes

#### 3. Rectangle:

Both figures are 4 sided

No  Yes

No  Yes

Overlap resembles original

No  Yes

No  Yes

#### 4. Cube:

Figure is 3 dimensional

No  Yes

No  Yes

Frontal face correctly orientated

No  Yes

No  Yes

Internal lines correctly drawn

No  Yes

No  Yes

Opposite sides are parallel (within 10°)

No  Yes

No  Yes

#### 5. Pentagons (from MMSE):

Two 5-sided figures

No  Yes

No  Yes

Overlap

No  Yes

No  Yes

Intersection is 4-sided figure

No  Yes

No  Yes

**TOTAL CORRECT:**

Item #1

Item #2

Item #3

Item #4

Item #5

Time Ended

:

H H M M